

**SPRING TOWNSHIP SUPERVISORS  
TREASURER'S REPORT  
DECEMBER 2, 2019  
OCTOBER 31, 2019 - NOVEMBER 30, 2019**

**Township Checking Account:**

Balance - October 31, 2019		\$	1,456,648.06
Receipts	\$	76,659.18	
Disbursements	\$	208,347.72	
Balance - November 30, 2019		\$	1,324,959.52

**State Fund Checking Account:**

Balance - October 31, 2019		\$	229,507.70
Receipts	\$	5.90	
Disbursements	\$	6,980.96	
Balance - November 30, 2019		\$	222,532.64

**Street Light Account:**

Balance - October 31, 2019		\$	98,280.55
Receipts	\$	46.26	
Disbursements	\$	1,786.06	
Balance - November 30, 2019		\$	96,540.75

**Spring Township Payroll Account:**

Balance - October 31, 2019		\$	1,548.56
Receipts	\$	71,499.48	
Disbursements	\$	71,499.48	
Balance - November 30, 2019		\$	1,548.56

**P.S.E.C.U. Accounts:**

Balance - October 31, 2019		\$	160,039.15
Receipts	\$	316.00	
Disbursements	\$	-	
Balance - November 30, 2019		\$	160,355.15

**Ameri Serv:**

Balance - October 31, 2019		\$	134,661.72
Receipts	\$	114.37	
Disbursements	\$	-	
Balance - November 30, 2019		\$	134,776.09

**Spring Township Park Fund:**

Balance - October 31, 2019			\$	55,832.57
Receipts	\$	-		
Disbursements	\$	-		
Balance - November 30, 2019			\$	55,832.57

**SPRING TOWNSHIP WATER AUTHORITY**  
**TREASURER'S REPORTS**  
**DECEMBER 2, 2019**  
**OCTOBER 31, 2019 - NOVEMBER 30, 2019**

**Money Market - M & T Bank/Conn.Fee Acct.**

Balance - October 31, 2019		\$	148,721.15
Receipts	\$	2,016.81	
Disbursements	\$	-	
Balance - November 30, 2019		\$	150,737.96

**Checking Account - M & T Bank**

Balance - October 31, 2019		\$	65,224.76
Receipts	\$	105,275.72	
Disbursements	\$	38,858.42	
Balance - November 30, 2019		\$	131,642.06

**Checking Account - Loan Pmts. - M & T Bank**

Balance - October 31, 2019		\$	5,678.59
Receipts	\$	18,500.00	
Disbursements	\$	18,498.70	
Balance - November 30, 2019		\$	5,679.89

**Investment Account - M & T Bank**

Balance - October 31, 2019		\$	1,282,627.57
Receipts	\$	3,694.31	
Disbursements	\$	-	
Balance - November 30, 2019		\$	1,286,321.88

**OFFICERS' TIME REPORT – NOVEMBER 2019**

*\*As of 11/26/19*

	<b>NOV 2019</b>	<b>OCT 2019</b>	<b>NOV 2018</b>	<b>2019 YTD</b>
Regular Hours Worked	1057	1452	1099.5	14220.25
Overtime	158.5 (147 Reimbursed)	226.5 (194 Reimbursed)	275 (238.5 Reimbursed)	1282.5 (962.5 Reimbursed)
<b>Total Hours Worked</b>	1215.5	1678.5	1374.5	15502.75
Vacation Hours	75	11	67	369
Comp Hours Used	1	2.5	0	58.5
Sick Time Used	10	0	16.5	154.25
Personal Time Used	2	2.5	27	189.5
<b>Total Hours</b>	88	16	110.5	771.25
<b>Officers' Time Accountability</b>				
Patrol	595.5	925	799.5	8063
Investigative	307	327	310	3842.5
Court	12	24	44	259
Community Relations	7	18	3	161
Administrative	55	60	47	622
Training	74	114	40	1051
Office	21	27.5	27	313.25
SRO	144	183	104	1191
<b>Total Hours</b>	1215.5	1678.5	1374.5	15502.75

**MONTHLY VEHICLE REPORT**

<b>VEHICLE</b>	<b>BEGINNING MILEAGE</b>	<b>ENDING MILEAGE</b>	<b>MILES FOR THE MONTH</b>	<b>2019 YTD</b>
3509 2013 Car	120753	120852	99	7118
3510 2010 Car	143279	143279	0	549
3510 2019 Ford	6325	6806	481	6806
3511 2016 Ford	57557	59358	1801	19548
3512 2017 Ford	51171	52490	1319	18902
3514 2015 Car	89155	90128	973	17710
<b>Total Miles</b>			4673	70633

**SPRING TOWNSHIP SUPERVISORS  
MONTHLY ROAD CREW REPORT**

**Municipal Foreman  
Gary Royer**

<b>DATE:</b> <u>December 2019</u>	<b>HOURS:</b>	Regular Hrs:	<u>540</u>
		Overtime Hrs:	<u>14</u>
		Personal Hrs:	<u>0</u>
		Vacation Hrs:	<u>26</u>
		Holiday Hrs:	<u>96</u>
		Sick Hrs:	<u>2</u>

**TOWNSHIP WORK CONSISTED OF:**

Washed trucks, police cars and code car  
Did regular maintenance on trucks, police cars and equipment  
Fix bad water meters  
Fixed road signs damaged  
Clean off storm drains  
Did PA one calls  
Pick up brush from storm  
Pick up leaves  
Salt roads

# SPRING TOWNSHIP ZONING REPORT

Nov-19

## PERMIT ACTIVITY

### NUMBER

	<u>MTD</u>	<u>PV YTD</u>	<u>YTD</u>	<u>2018 YTD</u>
ZONING	6	186	192	182
ROAD OCC	5	79	84	98
SIGN	0	9	9	12
HOME OCC	0	1	1	2
SUBDIVISION	<u>1</u>	<u>7</u>	<u>8</u>	<u>14</u>
TOTAL	12	282	294	308

### FEES

ZONING	\$1,820.00	\$58,251.18	\$60,071.18	\$48,174.32
ROAD OCC	\$830	\$3,515	\$4,345	\$6,864
SIGN	\$0	\$414	\$414	\$435
HOME OCC	\$0	\$50	\$50	\$100
SUBDIVISION	\$126	\$2,325	\$2,451	<u>\$5,318</u>
TOTAL	\$2,776	\$64,555.18	\$67,331.18	\$60,891.32

### CONSTRUCTION VALUE

MTD	\$701,000	
PV YTD	<u>\$22,391,033</u>	<u>2018</u>
YTD	\$23,092,033	\$19,185,724.00

### VIOLATION REPORT


	<u>VIOLATIONS</u>	<u>CITATIONS</u>
MTD	2	0
PV YTD	<u>102</u>	<u>14</u>
TOTAL	104	14

### HOURS

REGULAR	136
HOLIDAY	24
VACATION	8
FUNERAL	<u>0</u>
TOTAL	168

### MILEAGE

MTD	555	ODOMETER	46,508
YTD	7870		



# Pleasant Gap Fire Company No. 1 Fire Rescue EMS

475 Robinson Lane Pleasant Gap Pa. 16823  
Phone (814)359-2102 Fax (814)359-4110



## August 2019 Fire Report


### Type of Incident

Brush / Woods Fire	0
Cave Rescue	0
Chief's Call	0
Controlled Burn	0
Error in dispatch	0
Fire Simulation	0
Fire Police	0
Fuel Spill	0
Good Intention Call / No Fire	0
Hazardous Condition	1
Hazardous Material	0
Medical Assist	5
Mutual Aid	10
MVA Extrication	0
MVA Scene Control / Lighting	3
Specialize Rescue	0
Outside Fire	0
Pole Fire / Power Lines Down	0
Public Service Call	2
Smoke / Gas Investigation	0
Standby In Quarters	0
Structure Fire	0
System Malfunction / No Fire	2
Transfer	0
Vehicle Fire	0
<b>Total Calls</b>	<b>23</b>
<b>Total Personnel Hours</b>	<b>131.4</b>

**Prevention & Training – 74 Hours**  
Water Rescue Drill,

**Submitted by:**

**Lou Brungard, MBA**  
**Fire Chief, Pleasant Gap Fire Company**



# Pleasant Gap Fire Company No. 1 Fire Rescue EMS

475 Robinson Lane Pleasant Gap Pa. 16823  
Phone (814)359-2102 Fax (814)359-4110



## September 2019 Fire Report

### Type of Incident

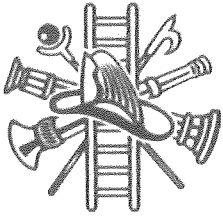
Brush / Woods Fire	0
Cave Rescue	0
Chief's Call	0
Controlled Burn	0
Error in dispatch	0
Fire Simulation	0
Fire Police	0
Fuel Spill	0
Good Intention Call / No Fire	0
Hazardous Condition	0
Hazardous Material	0
Medical Assist	5
Mutual Aid	7
MVA Extrication	1
MVA Scene Control / Lighting	3
Specialize Rescue	0
Outside Fire	0
Pole Fire / Power Lines Down	0
Public Service Call	1
Smoke / Gas Investigation	0
Standby In Quarters	0
Structure Fire	1
System Malfunction / No Fire	1
Transfer	0
Vehicle Fire	0
<b>Total Calls</b>	<b>19</b>
<b>Total Personnel Hours</b>	<b>71.17</b>

**Prevention & Training – 64 Hours**  
Vehicle Rescue, Ladders, inspections

**Submitted by:**

**Lou Brungard, MBA**  
**Fire Chief, Pleasant Gap Fire Company**





# Pleasant Gap Fire Company No. 1 Fire Rescue EMS

475 Robinson Lane Pleasant Gap Pa. 16823  
Phone (814)359-2102 Fax (814)359-4110



## October 2019 Fire Report

### Type of Incident

Brush / Woods Fire	0
Cave Rescue	0
Chief's Call	0
Controlled Burn	0
Error in dispatch	0
Fire Simulation	0
Fire Police	0
Fuel Spill	0
Good Intention Call / No Fire	0
Hazardous Condition	1
Hazardous Material	0
Medical Assist	0
Mutual Aid	6
MVA Extrication	0
MVA Scene Control / Lighting	1
Specialize Rescue	0
Outside Fire	0
Pole Fire / Power Lines Down	0
Public Service Call	2
Smoke / Gas Investigation	0
Standby In Quarters	0
Structure Fire	2
System Malfunction / No Fire	1
Transfer	1
Vehicle Fire	0
<b>Total Calls</b>	<b>14</b>
<b>Total Personnel Hours</b>	<b>170.03</b>

**Prevention & Training – 14 Hours**  
Inspections

**Submitted by:**

**Lou Brungard, MBA**  
**Fire Chief, Pleasant Gap Fire Company**