

**SPRING TOWNSHIP SUPERVISORS
TREASURER'S REPORT
APRIL 6, 2020
FEBRUARY 29, 2020 - MARCH 31, 2020**

Township Checking Account:

Balance - February 29, 2020		\$	912,457.06
Receipts	\$	388,855.84	
Disbursements	\$	168,302.76	
Balance - March 31, 2020		\$	1,133,010.14

State Fund Checking Account:

Balance - February 29, 2020		\$	198,305.07
Receipts	\$	298,131.25	
Disbursements	\$	13,326.10	
Balance - March 31, 2020		\$	483,110.22

Street Light Account:

Balance - February 29, 2020		\$	91,591.62
Receipts	\$	1,520.98	
Disbursements	\$	1,801.38	
Balance - March 31, 2020		\$	91,311.22

Spring Township Payroll Account:

Balance - February 29, 2020		\$	1,548.56
Receipts	\$	62,996.03	
Disbursements	\$	62,042.48	
Balance - March 31, 2020		\$	2,502.11

P.S.E.C.U. Accounts:

Balance - February 29, 2020		\$	160,977.79
Receipts	\$	616.80	
Disbursements	\$	-	
Balance - March 31, 2020		\$	161,594.59

Ameri Serv:

Balance - February 29, 2020		\$	135,101.01
Receipts	\$	96.34	
Disbursements	\$	-	
Balance - March 31, 2020		\$	135,197.35

Spring Township Park Fund:

Balance - February 29, 2020			\$	56,266.46
Receipts	\$	-		
Disbursements	\$	-		
Balance - March 31, 2020			\$	56,266.46

SPRING TOWNSHIP WATER AUTHORITY
TREASURER'S REPORTS
APRIL 6, 2020
FEBRUARY 29, 2020 - MARCH 31, 2020

Money Market - M & T Bank/Conn.Fee Acct.

Balance - February 29, 2020		\$	152,771.25
Receipts	\$	7.78	
Disbursements	\$	-	
Balance - March 31, 2020		\$	152,779.03

Checking Account - M & T Bank

Balance - February 29, 2020		\$	123,036.53
Receipts	\$	11,654.01	
Disbursements	\$	40,755.11	
Balance - March 31, 2020		\$	93,935.43

Checking Account - Loan Pmts. - M & T Bank

Balance - February 29, 2020		\$	5,683.19
Receipts	\$	18,500.00	
Disbursements	\$	18,498.70	
Balance - March 31, 2020		\$	5,684.49

Investment Account - M & T Bank

Balance - February 29, 2020		\$	1,293,994.29
Receipts	\$	8,964.17	
Disbursements	\$	625.00	
Balance - March 31, 2020		\$	1,302,333.46

OFFICERS' TIME REPORT – MARCH 2020

	MARCH 2020	FEB 2020	MARCH 2019	2020 YTD
Regular Hours Worked	1226	1137.5	1204.25	3581.5
Overtime	131 <i>(108.5 Reimbursed)</i>	42.5 <i>(21.5 Reimbursed)</i>	49 <i>(26 Reimbursed)</i>	215 <i>(164 Reimbursed)</i>
Total Hours Worked	1357	1180	1253.25	3796.5
Vacation Hours	28	0	2.5	54
Comp Hours Used	6	0	4	6.75
Sick Time Used	80	14.5	33.75	105.5
Personal Time Used	1	2	23	31
Total Hours	115	16.5	63.25	197.25
Officers' Time Accountability				
Patrol	922	560	573	2097.5
Investigative	265	277	287	849
Court	12	28	18	54
Community Relations	2	6	6	16
Administrative	37	40	50	101.5
Training	30	110	172	303.5
Office	26	25	27.25	73
SRO	63	134	120	302
Total Hours	1357	1180	1253.25	3796.5

MONTHLY VEHICLE REPORT

VEHICLE	BEGINNING MILEAGE	ENDING MILEAGE	MILES FOR THE MONTH	2020 YTD
3509 2013 Car	121886	122217	331	1240
3510 2019 Ford	8273	9232	959	1805
3511 2016 Ford	64724	67126	2402	5419
3512 2017 Ford	56616	58333	1717	4367
3514 2015 Car	93886	95167	1281	3416
Total Miles			6690	16247

**SPRING TOWNSHIP SUPERVISORS
MONTHLY ROAD CREW REPORT**

**Municipal Foreman
Gary Royer**

DATE: <u>March 2020</u>	HOURS:	Regular Hrs:	<u>696</u>
		Overtime Hrs:	<u>0</u>
		Personal Hrs:	<u>0</u>
		Vacation Hrs:	<u>0</u>
		Holiday Hrs:	<u>0</u>
		Sick Hrs:	<u>8</u>

TOWNSHIP WORK CONSISTED OF:

Washed trucks, police cars and code car
Did regular maintenance on trucks, police cars and equipment
Fix bad water meters
Fixed road signs damaged
Clean off storm drains
Did PA one calls
Read water meters
Cut trees along roads
Mix up salt
Cold patch hole in roads
Trim tree's Gregg Ln.
Fixed pot holes Blackhawk
Sweep streets
Mulch Township Building

SPRING TOWNSHIP ZONING REPORT

Mar-20

PERMIT ACTIVITY

NUMBER

	<u>MTD</u>	<u>PV YTD</u>	<u>YTD</u>	<u>2018 YTD</u>
ZONING	10	16	26	44
ROAD OCC	4	6	10	38
SIGN	0	3	3	2
HOME OCC	0	0	0	0
SUBDIVISION	<u>1</u>	<u>0</u>	<u>1</u>	<u>3</u>
TOTAL	15	25	40	87

FEES

ZONING	\$3,604.23	\$2,471.38	\$6,075.61	\$20,577.00
ROAD OCC	\$165	\$235	\$400	\$1,350
SIGN	\$0	\$105	\$105	\$70
HOME OCC	\$0	\$0	\$0	\$0
SUBDIVISION	\$100	\$0	\$100	<u>\$1,450</u>
TOTAL	\$3,869	\$2,811.38	\$6,680.61	\$23,447.00

CONSTRUCTION VALUE

MTD	\$1,387,061	
PV YTD	<u>\$848,450</u>	<u>2017</u>
YTD	\$2,235,511	\$8,124,778.00

VIOLATION REPORT

	<u>VIOLATIONS</u>	<u>CITATIONS</u>
MTD	3	0
PV YTD	<u>2</u>	<u>3</u>
TOTAL	5	3

HOURS

REGULAR	152
HOLIDAY	0
VACATION	16
FUNERAL	<u>0</u>
TOTAL	168


MILEAGE

MTD	891	ODOMETER	49,677
YTD	2195		



Pleasant Gap Fire Company No. 1 Fire Rescue EMS

475 Robinson Lane Pleasant Gap Pa. 16823
Phone (814)359-2102 Fax (814)359-4110




2019 Summary Fire Report

Type of Incident

Brush / Woods Fire	0
Cave Rescue	0
Chief's Call	2
Controlled Burn	0
Error in dispatch	1
Fire Simulation	0
Fire Police	5
Fuel Spill	0
Good Intention Call / No Fire	1
Hazardous Condition	9
Hazardous Material	0
Medical Assist	24
Mutual Aid	95
MVA Extrication	2
MVA Scene Control / Lighting	24
Specialize Rescue	1
Outside Fire	1
Pole Fire / Power Lines Down	0
Public Service Call	6
Smoke / Gas Investigation	5
Standby In Quarters	3
Structure Fire	4
System Malfunction / No Fire	19
Transfer	8
Vehicle Fire	3
Total Calls	213


Submitted by:

**Lou Brungard, MBA
Fire Chief, Pleasant Gap Fire Company**



Pleasant Gap Fire Company No. 1 Fire Rescue EMS

475 Robinson Lane Pleasant Gap Pa. 16823
Phone (814)359-2102 Fax (814)359-4110



December 2019 Fire Report

Type of Incident

Brush / Woods Fire	0
Cave Rescue	0
Chief's Call	0
Controlled Burn	0
Error in dispatch	0
Fire Simulation	0
Fire Police	3
Fuel Spill	0
Good Intention Call / No Fire	0
Hazardous Condition	1
Hazardous Material	0
Medical Assist	5
Mutual Aid	7
MVA Extrication	0
MVA Scene Control / Lighting	0
Specialize Rescue	0
Outside Fire	0
Pole Fire / Power Lines Down	0
Public Service Call	0
Smoke / Gas Investigation	1
Standby In Quarters	3
Structure Fire	1
System Malfunction / No Fire	1
Transfer	0
Vehicle Fire	0


Total Calls 22

Total Personnel Hours 81.3

Prevention & Training – 20 Hours
Apparatus and equipment inspections


Submitted by:

Lou Brungard, MBA
Fire Chief, Pleasant Gap Fire Company



Pleasant Gap Fire Company No. 1 Fire Rescue EMS

475 Robinson Lane Pleasant Gap Pa. 16823
Phone (814)359-2102 Fax (814)359-4110



January 2020 Fire Report

Type of Incident

Brush / Woods Fire	0
Cave Rescue	0
Chief's Call	0
Controlled Burn	0
Error in dispatch	0
Fire Simulation	0
Fire Police	0
Fuel Spill	0
Good Intention Call / No Fire	0
Hazardous Condition	0
Hazardous Material	0
Medical Assist	0
Mutual Aid	7
MVA Extrication	0
MVA Scene Control / Lighting	2
Specialize Rescue	0
Outside Fire	1
Pole Fire / Power Lines Down	0
Public Service Call	0
Smoke / Gas Investigation	1
Standby In Quarters	0
Structure Fire	0
System Malfunction / No Fire	2
Transfer	1
Vehicle Fire	1

Total Calls 15

Total Personnel Hours 63.8

Average # Personnel Responding: 5.1

Prevention & Training – 180 Hours

Annual HazMat refresher, Apparatus and Equipment Inspections


Submitted by:

**Lou Brungard, MBA
Fire Chief, Pleasant Gap Fire Company**



Pleasant Gap Fire Company No. 1 Fire Rescue EMS

475 Robinson Lane Pleasant Gap Pa. 16823
Phone (814)359-2102 Fax (814)359-4110



February 2020 Fire Report

Type of Incident

Brush / Woods Fire	0
Cave Rescue	0
Chief's Call	0
Controlled Burn	0
Error in dispatch	0
Fire Simulation	0
Fire Police	0
Fuel Spill	0
Good Intention Call / No Fire	0
Hazardous Condition	0
Hazardous Material	0
Medical Assist	7
Mutual Aid	9
MVA Extrication	0
MVA Scene Control / Lighting	4
Specialize Rescue	0
Outside Fire	0
Pole Fire / Power Lines Down	0
Public Service Call	0
Smoke / Gas Investigation	0
Standby In Quarters	0
Structure Fire	0
System Malfunction / No Fire	1
Transfer	0
Vehicle Fire	0

Total Calls 21

Total Personnel Hours 97.3

Average # Personnel Responding: 7.6

Prevention & Training – 240 Hours

Professional Development weekend (RIT concepts review, Rescue Task Force Intro, Annual BBP, HIPPA, vehicle operations, SWOT analysis and planning)

Submitted by:

**Lou Brungard, MBA
Fire Chief, Pleasant Gap Fire Company**