

**OFFICERS' TIME REPORT – JUNE 2019**

*\*As of 6/27/19*

	<b>JUNE 2019</b>	<b>MAY 2019</b>	<b>JUNE 2018</b>	<b>2019 YTD</b>
Regular Hours Worked	1236	1324.5	1207	7884.75
Overtime	69.5 (41 <i>Reimbursed</i> )	58.5 (34 <i>Reimbursed</i> )	119.5 (95 <i>Reimbursed</i> )	431 (237.5 <i>Reimbursed</i> )
<b>Total Hours Worked</b>	1305.5	1383	1326.5	8315.75
Vacation Hours	9.5	2.5	43	70
Comp Hours Used	9	6	0	23
Sick Time Used	4	3.5	0	130.25
Personal Time Used	2	20	10	70
<b>Total Hours</b>	24.5	32	53	293.25
<b>Officers' Time Accountability</b>				
Patrol	706	640	752.5	4191.5
Investigative	353.5	320.5	404	2070
Court	27	24	22	156
Community Relations	8	18	6	54
Administrative	50	55	57	330
Training	81	174	55	653
Office	30	27.5	30	179.25
SRO	50	124	0	682
<b>Total Hours</b>	1305.5	1383	1326.5	8315.75

**MONTHLY VEHICLE REPORT**

<b>VEHICLE</b>	<b>BEGINNING MILEAGE</b>	<b>ENDING MILEAGE</b>	<b>MILES FOR THE MONTH</b>	<b>2019 YTD</b>
3509 2013 Car	119736	120711	975	5977
3510 2010 Car	143279	143279	0	549
3510 2019 Ford	1297	2252	955	2252
3511 2016 Ford	46403	48456	2053	8646
3512 2017 Ford	42481	43636	1155	10048
3514 2015 Car	81762	83463	1701	11045
<b>Total Miles</b>			6839	38517

**SPRING TOWNSHIP SUPERVISORS  
MONTHLY ROAD CREW REPORT  
Municipal Foreman  
Gary Royer**

<b>DATE:</b> <u>July 2019</u>	<b>HOURS:</b>	Regular Hrs:	<u>507</u>
		Overtime Hrs:	<u>0</u>
		Personal Hrs:	<u>8</u>
		Vacation Hrs:	<u>104</u>
		Holiday Hrs:	<u>0</u>
		Sick Hrs:	<u>29</u>

**TOWNSHIP WORK CONSISTED OF:**

Washed trucks, police cars and code car  
Did regular maintenance on trucks, police cars and equipment  
Did water readings and water samples  
Did final water reading for Molly  
Fix bad water meters  
Fixed road signs damaged  
Clean off storm drains  
Stone berms washed out  
Cut trees for high winds  
Pick up brush from storm damage  
Mow grass  
Mow berms  
Spray berms for weeds  
Clean out ditch Norman Ave.  
Move office equipment  
Patch holes in roads

# SPRING TOWNSHIP ZONING REPORT

Jun-19

## PERMIT ACTIVITY

### NUMBER

	<u>MTD</u>	<u>PV YTD</u>	<u>YTD</u>	<u>2018 YTD</u>
ZONING	15	108	123	104
ROAD OCC	6	59	65	48
SIGN	0	6	6	9
HOME OCC	0	0	0	0
SUBDIVISION	<u>1</u>	<u>4</u>	<u>5</u>	<u>10</u>
TOTAL	22	177	199	171

### FEES

ZONING	\$2,333.50	\$42,757.74	\$45,091.24	\$28,599.23
ROAD OCC	\$305	\$2,590	\$2,895	\$3,604
SIGN	\$0	\$280	\$280	\$330
HOME OCC	\$0	\$0	\$0	\$0
SUBDIVISION	\$100	\$1,975	\$2,075	\$4,068
TOTAL	\$2,739	\$47,602.74	\$50,341.24	\$36,601.23

### CONSTRUCTION VALUE

MTD	\$821,080	
PV YTD	\$16,676,229	<u>2018</u>
YTD	\$17,497,309	\$11,180,330.00

### VIOLATION REPORT

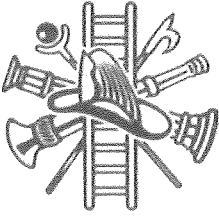
	<u>VIOLATIONS</u>	<u>CITATIONS</u>
MTD	6	1
PV YTD	<u>59</u>	<u>7</u>
TOTAL	65	8

### HOURS

REGULAR	160
HOLIDAY	0
VACATION	0
FUNERAL	<u>0</u>
TOTAL	160


### MILEAGE

MTD	671	ODOMETER	42,989
YTD	4351		



# Pleasant Gap Fire Company No. 1 Fire Rescue EMS

475 Robinson Lane Pleasant Gap Pa. 16823  
Phone (814)359-2102 Fax (814)359-4110



## April 2019 Fire Report

### Type of Incident

Brush / Woods Fire	0
Cave Rescue	0
Chief's Call	0
Controlled Burn	0
Error in dispatch	1
Fire Simulation	0
Fire Police	0
Fuel Spill	0
Good Intention Call / No Fire	0
Hazardous Condition	1
Hazardous Material	0
Medical Assist	1
Mutual Aid	6
MVA Extrication	0
MVA Scene Control / Lighting	3
Specialize Rescue	0
Outside Fire	0
Pole Fire / Power Lines Down	0
Public Service Call	0
Smoke / Gas Investigation	0
Standby In Quarters	0
Structure Fire	0
System Malfunction / No Fire	5
Transfer	5
Vehicle Fire	0

**Total Calls 19**

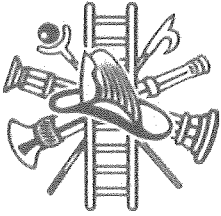
**Total Personnel Hours 336.9**

### **Prevention & Training – 102 Hours**

Rope 2, Rope and Rigging Review, Equipment and Apparatus inspections


**Submitted by:**

**Lou Brungard, MBA  
Fire Chief, Pleasant Gap Fire Company**



# Pleasant Gap Fire Company No. 1 Fire Rescue EMS

475 Robinson Lane Pleasant Gap Pa. 16823  
Phone (814)359-2102 Fax (814)359-4110



## May 2019 Fire Report

### Type of Incident

Brush / Woods Fire	0
Cave Rescue	0
Chief's Call	0
Controlled Burn	0
Error in dispatch	0
Fire Simulation	0
Fire Police	0
Fuel Spill	0
Good Intention Call / No Fire	0
Hazardous Condition	1
Hazardous Material	0
Medical Assist	0
Mutual Aid	12
MVA Extrication	0
MVA Scene Control / Lighting	0
Specialize Rescue	0
Outside Fire	0
Pole Fire / Power Lines Down	0
Public Service Call	1
Smoke / Gas Investigation	0
Standby In Quarters	0
Structure Fire	0
System Malfunction / No Fire	0
Transfer	0
Vehicle Fire	0

**Total Calls 14**

**Total Personnel Hours 141.26**

### **Prevention & Training – 69 Hours**

Pump operations, hose line management, equipment inspections, ladders

**Submitted by:**

**Lou Brungard, MBA  
Fire Chief, Pleasant Gap Fire Company**