

SPRING TOWNSHIP SUPERVISORS
TREASURER'S REPORT
JULY 1, 2019
MAY 31, 2019 - JUNE 30, 2019

Township Checking Account:

Balance - May 31, 2019		\$	1,357,376.03
Receipts	\$	391,701.75	
Disbursements	\$	206,763.26	
Balance - June 30, 2019		\$	1,542,314.52

State Fund Checking Account:

Balance - May 31, 2019		\$	344,047.17
Receipts	\$	31,286.97	
Disbursements	\$	9,361.23	
Balance - June 30, 2019		\$	365,972.91

Street Light Account:

Balance - May 31, 2019		\$	104,232.23
Receipts	\$	2,093.02	
Disbursements	\$	1,754.92	
Balance - June 30, 2019		\$	104,570.33

Spring Township Payroll Account:

Balance - May 31, 2019		\$	1,548.56
Receipts	\$	70,213.39	
Disbursements	\$	70,213.39	
Balance - June 30, 2019		\$	1,548.56

P.S.E.C.U. Accounts:

Balance - May 31, 2019		\$	158,750.33
Receipts	\$	200.46	
Disbursements	\$	-	
Balance - June 30, 2019		\$	158,950.79

Ameri Serv:

Balance - May 31, 2019		\$	134,098.67
Receipts	\$	113.89	
Disbursements	\$	-	
Balance - June 30, 2019		\$	134,212.56

Spring Township Park Fund:

Balance - May 31, 2019			\$	55,000.00
Receipts	\$	-		
Disbursements	\$	-		
Balance - June 30, 2019			\$	55,000.00

SPRING TOWNSHIP WATER AUTHORITY
TREASURER'S REPORTS
JULY 1, 2019
MAY 31, 2019 - JUNE 30, 2019

Money Market - M & T Bank/Conn.Fee Acct.

Balance - May 31, 2019		\$	145,669.40
Receipts	\$	14.59	
Disbursements	\$	-	
Balance - June 30, 2019		\$	145,683.99

Checking Account - M & T Bank

Balance - May 31, 2019		\$	78,632.10
Receipts	\$	10,009.41	
Disbursements	\$	35,840.59	
Balance - June 30, 2019		\$	52,800.92

Checking Account - Loan Pmts. - M & T Bank

Balance - May 31, 2019		\$	24,172.09
Receipts	\$	18,500.00	
Disbursements	\$	18,498.70	
Balance - June 30, 2019		\$	24,173.39

Investment Account - M & T Bank

Balance - May 31, 2019		\$	1,252,247.39
Receipts	\$	16,592.07	
Disbursements	\$	625.00	
Balance - June 30, 2019		\$	1,268,214.46

SPRING TOWNSHIP SUPERVISORS
TREASURER'S REPORT
AUGUST 5, 2019
JUNE 30, 2019 - JULY 31, 2019

Township Checking Account:

Balance - June 30, 2019		\$	1,542,314.52
Receipts	\$	119,439.60	
Disbursements	\$	206,643.00	
Balance - July 31, 2019		\$	1,455,111.12

State Fund Checking Account:

Balance - June 30, 2019		\$	365,972.91
Receipts	\$	7.56	
Disbursements	\$	24,236.80	
Balance - July 31, 2019		\$	341,743.67

Street Light Account:

Balance - June 30, 2019		\$	104,570.33
Receipts	\$	382.32	
Disbursements	\$	1,765.51	
Balance - July 31, 2019		\$	103,187.14

Spring Township Payroll Account:

Balance - June 30, 2019		\$	1,548.56
Receipts	\$	67,679.59	
Disbursements	\$	67,679.59	
Balance - July 31, 2019		\$	1,548.56

P.S.E.C.U. Accounts:

Balance - June 30, 2019		\$	158,950.79
Receipts	\$	194.24	
Disbursements	\$	-	
Balance - July 31, 2019		\$	159,145.03

Ameri Serv:

Balance - June 30, 2019		\$	134,212.56
Receipts	\$	110.31	
Disbursements	\$	-	
Balance - July 31, 2019		\$	134,322.87

Spring Township Park Fund:

Balance - June 30, 2019			\$	55,000.00
Receipts	\$	-		
Disbursements	\$	-		
Balance - July 31, 2019			\$	55,000.00

SPRING TOWNSHIP WATER AUTHORITY
TREASURER'S REPORTS
AUGUST 5, 2019
JUNE 30, 2019 - JULY 31, 2019

Money Market - M & T Bank/Conn.Fee Acct.

Balance - June 30, 2019		\$	145,683.99
Receipts	\$	2,010.00	
Disbursements	\$	-	
Balance - July 31, 2019		\$	147,693.99

Checking Account - M & T Bank

Balance - June 30, 2019		\$	52,800.92
Receipts	\$	34,020.59	
Disbursements	\$	3,437.35	
Balance - July 31, 2019		\$	83,384.16

Checking Account - Loan Pmts. - M & T Bank

Balance - June 30, 2019		\$	24,173.39
Receipts	\$	-	
Disbursements	\$	18,498.70	
Balance - July 31, 2019		\$	5,674.69

Investment Account - M & T Bank

Balance - June 30, 2019		\$	1,268,214.46
Receipts	\$	6,593.14	
Disbursements	\$	-	
Balance - July 31, 2019		\$	1,274,807.60

OFFICERS' TIME REPORT – JULY 2019

	JULY 2019	JUNE 2019	JULY 2018	2019 YTD
Regular Hours Worked	1243	1236	1057.5	9127.75
Overtime	65.5 (43 <i>Reimbursed</i>)	69.5 (41 <i>Reimbursed</i>)	111 (95 <i>Reimbursed</i>)	496.5 (280.5 <i>Reimbursed</i>)
Total Hours Worked	1308.5	1305.5	1168.5	9624.25
Vacation Hours	66	9.5	42.5	136
Comp Hours Used	.5	9	0	23.5
Sick Time Used	12	4	10	142.25
Personal Time Used	42	2	32	112
Total Hours	120.5	24.5	84.5	413.75
Officers' Time Accountability				
Patrol	752.5	706	675	4944
Investigative	351	353.5	289.5	2421
Court	27	27	70	183
Community Relations	12	8	20	66
Administrative	65	50	55	395
Training	70	81	30	723
Office	31	30	29	210.25
SRO	0	50	0	682
Total Hours	1308.5	1305.5	1168.5	9624.25

MONTHLY VEHICLE REPORT

VEHICLE	BEGINNING MILEAGE	ENDING MILEAGE	MILES FOR THE MONTH	2019 YTD
3509 2013 Car	120711	121050	339	6316
3510 2010 Car	143279	143279	0	549
3510 2019 Ford	2252	3434	1182	3434
3511 2016 Ford	48456	51541	3085	11731
3512 2017 Ford	43636	44785	1149	11197
3514 2015 Car	83463	85232	1769	12814
Total Miles			7524	46041

**SPRING TOWNSHIP SUPERVISORS
MONTHLY ROAD CREW REPORT**

**Municipal Foreman
Gary Royer**

DATE: <u>August 2019</u>	HOURS:	Regular Hrs:	<u>567</u>
		Overtime Hrs:	<u>4</u>
		Personal Hrs:	<u>0</u>
		Vacation Hrs:	<u>48</u>
		Holiday Hrs:	<u>32</u>
		Sick Hrs:	<u>12</u>

TOWNSHIP WORK CONSISTED OF:

Washed trucks, police cars and code car
Did regular maintenance on trucks, police cars and equipment
Did water readings and water samples
Did final water reading for Molly
Read water meters
Fix bad water meters
Fixed road signs damaged
Clean off storm drains
Stone berms washed out
Cut trees for storms
Pick up brush from storm damage
Mow grass
Mow berms
Patch holes in roads
Clean berms Pleasant Hill
Replace fence at Township building
Cleaned out ditch in Greenvalley
Sweep streets from wash outs.

SPRING TOWNSHIP ZONING REPORT

Jul-19

PERMIT ACTIVITY

NUMBER

	<u>MTD</u>	<u>PV YTD</u>	<u>YTD</u>	<u>2018 YTD</u>
ZONING	18	123	141	130
ROAD OCC	4	65	69	65
SIGN	1	6	7	9
HOME OCC	0	0	0	0
SUBDIVISION	<u>1</u>	<u>5</u>	<u>6</u>	<u>10</u>
TOTAL	24	199	223	214

FEES

ZONING	\$2,112.50	\$45,091.24	\$47,203.74	\$35,904.82
ROAD OCC	\$280	\$2,895	\$3,175	\$4,119
SIGN	\$35	\$280	\$315	\$330
HOME OCC	\$0	\$0	\$0	\$0
SUBDIVISION	\$150	\$2,075	\$2,225	<u>\$4,068</u>
TOTAL	\$2,578	\$50,341.24	\$52,918.74	\$44,421.82

CONSTRUCTION VALUE

	<u>MTD</u>	\$775,340	
	<u>PV YTD</u>	<u>\$17,497,309</u>	<u>2018</u>
	<u>YTD</u>	\$18,272,649	\$13,944,032.00

VIOLATION REPORT

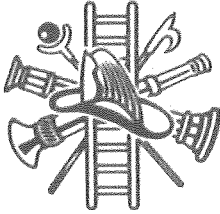
	<u>VIOLATIONS</u>	<u>CITATIONS</u>
MTD	10	1
PV YTD	<u>65</u>	<u>8</u>
TOTAL	75	9

HOURS

REGULAR	136
HOLIDAY	8
VACATION	40
FUNERAL	0
TOTAL	184

MILEAGE

MTD	815	ODOMETER	43,804
YTD	5166		



Pleasant Gap Fire Company No. 1 Fire Rescue EMS

475 Robinson Lane Pleasant Gap Pa. 16823
Phone (814)359-2102 Fax (814)359-4110



June 2019 Fire Report

Type of Incident

Brush / Woods Fire	0
Cave Rescue	0
Chief's Call	0
Controlled Burn	0
Error in dispatch	0
Fire Simulation	0
Fire Police	0
Fuel Spill	0
Good Intention Call / No Fire	0
Hazardous Condition	1
Hazardous Material	0
Medical Assist	1
Mutual Aid	9
MVA Extrication	0
MVA Scene Control / Lighting	1
Specialize Rescue	0
Outside Fire	0
Pole Fire / Power Lines Down	0
Public Service Call	1
Smoke / Gas Investigation	1
Standby In Quarters	0
Structure Fire	0
System Malfunction / No Fire	2
Transfer	0
Vehicle Fire	0

Total Calls 16


Total Personnel Hours 53.29

Prevention & Training – 76 Hours

Pump operations, equipment inspections, ladders, advanced line systems


Submitted by:

**Lou Brungard, MBA
Fire Chief, Pleasant Gap Fire Company**



Pleasant Gap Fire Company No. 1 Fire Rescue EMS

475 Robinson Lane Pleasant Gap Pa. 16823
Phone (814)359-2102 Fax (814)359-4110



July 2019 Fire Report

Type of Incident

Brush / Woods Fire	0
Cave Rescue	0
Chief's Call	0
Controlled Burn	0
Error in dispatch	0
Fire Simulation	0
Fire Police	0
Fuel Spill	0
Good Intention Call / No Fire	0
Hazardous Condition	0
Hazardous Material	0
Medical Assist	0
Mutual Aid	0
MVA Extrication	0
MVA Scene Control / Lighting	0
Specialize Rescue	0
Outside Fire	0
Pole Fire / Power Lines Down	0
Public Service Call	0
Smoke / Gas Investigation	0
Standby In Quarters	0
Structure Fire	0
System Malfunction / No Fire	0
Transfer	0
Vehicle Fire	0

Total Calls 19

Total Personnel Hours 135.1

Prevention & Training – 88 Hours

Equipment inspections, ladders, advanced line systems

Submitted by:

**Lou Brungard, MBA
Fire Chief, Pleasant Gap Fire Company**