

**SPRING TOWNSHIP SUPERVISORS  
TREASURER'S REPORT  
JANUARY 4TH, 2021  
NOVEMBER 30, 2020 - DECEMBER 31, 2020**

**Township Checking Account:**

Balance - November 30, 2020		\$	1,745,959.80
Receipts	\$	175,313.08	
Disbursements	\$	156,546.38	
Balance - December 31, 2020		\$	1,764,726.50

**State Fund Checking Account:**

Balance - November 30, 2020		\$	240,492.33
Receipts	\$	347.68	
Disbursements	\$	2,191.34	
Balance - December 31, 2020		\$	238,648.67

**Street Light Account:**

Balance - November 30, 2020		\$	92,619.37
Receipts	\$	35.31	
Disbursements	\$	1,553.15	
Balance - December 31, 2020		\$	91,101.53

**Spring Township Payroll Account:**

Balance - November 30, 2020		\$	2,502.11
Receipts	\$	71,424.98	
Disbursements	\$	71,424.80	
Balance - December 31, 2020		\$	2,502.29

**P.S.E.C.U. Accounts:**

Balance - November 30, 2020		\$	164,133.41
Receipts	\$	313.61	
Disbursements	\$	-	
Balance - December 31, 2020		\$	164,447.02

**Ameri Serv:**

Balance - November 30, 2020		\$	135,878.53
Receipts	\$	72.39	
Disbursements	\$	-	
Balance - December 31, 2020		\$	135,950.92

**Spring Township Park Fund:**

Balance - November 30, 2020			\$	56,743.21
Receipts	\$	-		
Disbursements	\$	-		
Balance - December 31, 2020			\$	56,743.21

**SPRING TOWNSHIP WATER AUTHORITY  
TREASURER'S REPORTS  
JANUARY 4TH, 2021  
NOVEMBER 30, 2020 - DECEMBER 31, 2020**

**Money Market - M & T Bank/Conn.Fee Acct.**

Balance - November 30, 2020		\$	161,884.07
Receipts	\$	6,446.07	
Disbursements	\$	-	
Balance - December 31, 2020		\$	168,330.14

**Checking Account - M & T Bank**

Balance - November 30, 2020		\$	125,860.50
Receipts	\$	15,393.56	
Disbursements	\$	39,182.52	
Balance - December 31, 2020		\$	102,071.54

**Checking Account - Loan Pmts. - M & T Bank**

Balance - November 30, 2020		\$	5,695.49
Receipts	\$	37,000.00	
Disbursements	\$	18,498.70	
Balance - December 31, 2020		\$	24,196.79

**Investment Account - M & T Bank**

Balance - November 30, 2020		\$	1,167,144.96
Receipts	\$	-	
Disbursements	\$	-	
Balance - December 31, 2020		\$	1,167,144.96

**OFFICERS' TIME REPORT – DECEMBER 2020**

*\*As of 12/28/20*

	<b>DECEMBER 2020</b>	<b>NOVEMBER 2020</b>	<b>DECEMBER 2019</b>	<b>2020 YTD</b>
Regular Hours Worked	1006	1202.5	1092.5	14335.25
Overtime	45.5 (40.5 Reimbursed)	97 (80.5 Reimbursed)	153 (124 Reimbursed)	1158.5 (999.5 Reimbursed)
<b>Total Hours Worked</b>	1051.5	1299.5	1245.5	15493.75
Vacation Hours	93.5	59	98	434
Comp Hours Used	12.5	8	4	48
Sick Time Used	77	21.5	3	327
Personal Time Used	42	47	46	255
<b>Total Hours</b>	225	135.5	151	1064
<b>Officers' Time Accountability</b>				
Patrol	546.5	710	739	9000.5
Investigative	279	310.5	313	3757.5
Court	12	27	15	208
Community Relations	2	3	6	48
Administrative	41	59	25	542.5
Training	30	30	26	707.5
Office	29	31	25.5	345.75
SRO	112	129	96	884
<b>Total Hours</b>	1051.5	1299.5	1245.5	15493.75

**MONTHLY VEHICLE REPORT**

<b>VEHICLE</b>	<b>BEGINNING MILEAGE</b>	<b>ENDING MILEAGE</b>	<b>MILES FOR THE MONTH</b>	<b>2020 YTD</b>
3509 2013 Car	124846	125140	294	4163
3510 2019 Ford	19412	20551	1139	13124
3511 2016 Ford	84137	85571	1434	23864
3512 2017 Ford	72702	74060	1358	20094
3514 2015 Car	105870	107120	1250	15369
<b>Total Miles</b>			5475	76614

**SPRING TOWNSHIP SUPERVISORS  
MONTHLY PUBLIC WORKS REPORT**

**Public works Foreman  
Gary Royer**

<b>DATE:</b> <u>December 2020</u>	<b>HOURS:</b>	Regular Hrs:	<u>576</u>
		Overtime Hrs:	<u>80</u>
		Personal Hrs:	<u>0</u>
		Vacation Hrs:	<u>96</u>
		Holiday Hrs:	<u>64</u>
		Sick Hrs:	<u>0</u>
		<b>Out of 576 72 hrs was covid 19 time</b>	

**TOWNSHIP WORK CONSISTED OF:**

Washed trucks, police cars and code car  
Did regular maintenance on trucks, police cars and equipment  
Fix bad water meters  
Fixed road signs damaged  
Clean off storm drains  
Did PA one calls  
Pick up leaves  
Pickup leaves for Walker Township  
Cut up trees at township building  
Plow and salt roads  
Disinfect All building and all vehicles weekly

# SPRING TOWNSHIP ZONING REPORT

Dec-20

## PERMIT ACTIVITY

### NUMBER

	<u>MTD</u>	<u>PV YTD</u>	<u>YTD</u>	<u>2019 YTD</u>
ZONING	8	135	143	202
ROAD OCC	1	34	35	85
SIGN	0	9	9	9
HOME OCC	0	0	0	1
SUBDIVISION	<u>0</u>	<u>8</u>	<u>8</u>	<u>8</u>
TOTAL	9	186	195	305

### FEES

ZONING	\$2,662.50	\$21,588.27	\$24,250.77	\$61,649.42
ROAD OCC	\$70	\$2,495	\$2,565	\$4,415
SIGN	\$0	\$352	\$352	\$414
HOME OCC	\$0	\$0	\$0	\$50
SUBDIVISION	\$0	\$8,104	\$8,104	<u>\$2,451</u>
TOTAL	\$2,733	\$32,539.27	\$35,271.77	\$68,979.42

### CONSTRUCTION VALUE

MTD	\$1,023,165	
PV YTD	<u>\$7,794,723</u>	<u>2019</u>
YTD	\$8,817,888	\$23,714,637.00

### VIOLATION REPORT

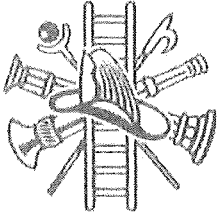
	<u>VIOLATIONS</u>	<u>CITATIONS</u>
MTD	1	0
PV YTD	<u>75</u>	<u>9</u>
TOTAL	76	9

### HOURS

REGULAR	168
HOLIDAY	16
VACATION	0
FUNERAL	<u>0</u>
TOTAL	184

### MILEAGE

MTD	388	ODOMETER	54,552
YTD	7070		



# Pleasant Gap Fire Company No. 1 Fire Rescue EMS

475 Robinson Lane Pleasant Gap Pa. 16823  
Phone (814)359-2102 Fax (814)359-4110



## October 2020 Fire Report

### Type of Incident

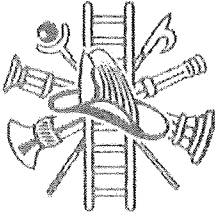
Brush / Woods Fire	0
Cave Rescue	0
Chief's Call	0
Controlled Burn	0
Error in dispatch	0
Fire Simulation	0
Fire Police	0
Fuel Spill	0
Good Intention Call / No Fire	0
Hazardous Condition	0
Hazardous Material	0
Medical Assist	0
Mutual Aid	0
MVA Extrication	0
MVA Scene Control / Lighting	0
Specialize Rescue	0
Outside Fire	0
Pole Fire / Power Lines Down	0
Public Service Call	0
Smoke / Gas Investigation	0
Standby In Quarters	0
Structure Fire	0
System Malfunction / No Fire	0
Transfer	0
Vehicle Fire	0

**Total Calls 8**  
**Total Personnel Hours 31.99**

**Average # of responders: 5.4**  
**Prevention & Training – 16 Hours**  
Rope and Basic Rescue practices


**Submitted by:**

**Lou Brungard, MBA**  
**Fire Chief, Pleasant Gap Fire Company**



# Pleasant Gap Fire Company No. 1 Fire Rescue EMS

475 Robinson Lane Pleasant Gap Pa. 16823  
Phone (814)359-2102 Fax (814)359-4110



## November 2020 Fire Report

### Type of Incident

Brush / Woods Fire	0
Cave Rescue	0
Chief's Call	1
Controlled Burn	0
Error in dispatch	0
Fire Simulation	0
Fire Police	0
Fuel Spill	0
Good Intention Call / No Fire	0
Hazardous Condition	2
Hazardous Material	0
Medical Assist	1
Mutual Aid	6
MVA Extrication	0
MVA Scene Control / Lighting	0
Specialize Rescue	0
Outside Fire	0
Pole Fire / Power Lines Down	0
Public Service Call	0
Smoke / Gas Investigation	0
Standby In Quarters	0
Structure Fire	0
System Malfunction / No Fire	3
Transfer	1
Vehicle Fire	0
<b>Total Calls</b>	<b>14</b>
<b>Total Personnel Hours</b>	<b>41.4 hours</b>

**Average # of responders: 3.7**

**Prevention & Training – 32 Hours**

General Requirements and HazMat Operations Certification Tests

**Submitted by:**

**Lou Brungard, MBA  
Fire Chief, Pleasant Gap Fire Company**